













VISITING STUDENT TASKS		DEADLINE
BEFORE YOU ARRIVE	 Complete and submit your <a href="#">College Registration Form</a> .	8 September
	 <b>EU (excluding Ireland), EEA, Swiss &amp; Overseas students only</b> - Complete the <a href="#">Passport Submission Form</a> to upload an electronic copy of your passport ID page.	8 September
	 Register with the <a href="#">College Doctors</a> .	22 September
	 Once your forms have been processed, you will receive an email to activate your Oxford Single Sign On (SSO). Please follow <a href="#">these instructions</a> .	22 September
	 Complete the Self-Registration via the <a href="#">Self-Service</a> (after activating your SSO).	30 September
	 Complete and return your License Agreement to the Bursary as soon as you receive it. This will be emailed to you by the Accommodations Manager	1 October
	 Familiarise yourself with the <a href="#">Grey Book</a> , this is your guide to the rules of the College.	Before your arrival
	 Read through the <a href="#">Visiting Student Freshers' Guide</a> in preparation for your arrival.	Before your arrival
	 Familiarise yourself with <a href="#">Finding Your Way to Oxford</a> and a guide for <a href="#">New International Students</a> .	Before your arrival
	 Start the process to open a <a href="#">UK Bank Account</a> (under Finances and Banks).	Before your arrival
WHEN YOU ARRIVE	 Check your College Pigeon Hole ("Pidge"), which can be found in the lodge at the entrance to the College.	6 October
	 Attend your allocated College Registration session on Monday, 6 October at St Edmund Hall <b>(Bring your passport)</b> .	6 October