













VISITING STUDENT TASKS		DEADLINE
BEFORE YOU ARRIVE	 Complete and submit your <a href="#">College registration form</a> .	16 December
	 <b>EU (excluding Ireland), EEA, Swiss &amp; Overseas students only</b> - Complete the <a href="#">Passport Submission Form</a> to upload an electronic copy of your passport ID page.	16 December
	 Register with the <a href="#">College Doctors</a> .	16 December
	 Once your forms have been processed, you will receive an email to activate your Oxford Single Sign On (SSO), follow these instructions.	31 December
	 Complete and return your License Agreement to the Bursary. The Accommodations Manager will email this to you by the end of December.	3 January
	 Complete the Self-Registration via the <a href="#">Student Self Service</a> ( <b>after activating your SSO</b> ).	31 December
	 Familiarise yourself with the <a href="#">Grey Book</a> , this is your guide to the rules of the College.	31 December
	 Read through the <a href="#">Visiting Student Freshers' Guide</a> in preparation for your arrival.	31 December
	 Familiarise yourself with the <a href="#">Finding Your Way to Oxford</a> a guide for new international students.	Before your arrival
	 Start the process to open a <a href="#">UK Bank Account</a> (under Finances and Banks).	Before your arrival
WHEN YOU ARRIVE	 Check your College Pigeon Hole ("Pidge") which can be found in the lodge at the entrance to the College.	15 January
	 Attend your College Registration session on Wednesday 15 January at St Edmund Hall ( <b>bring your passport</b> ).	15 January